




Notes

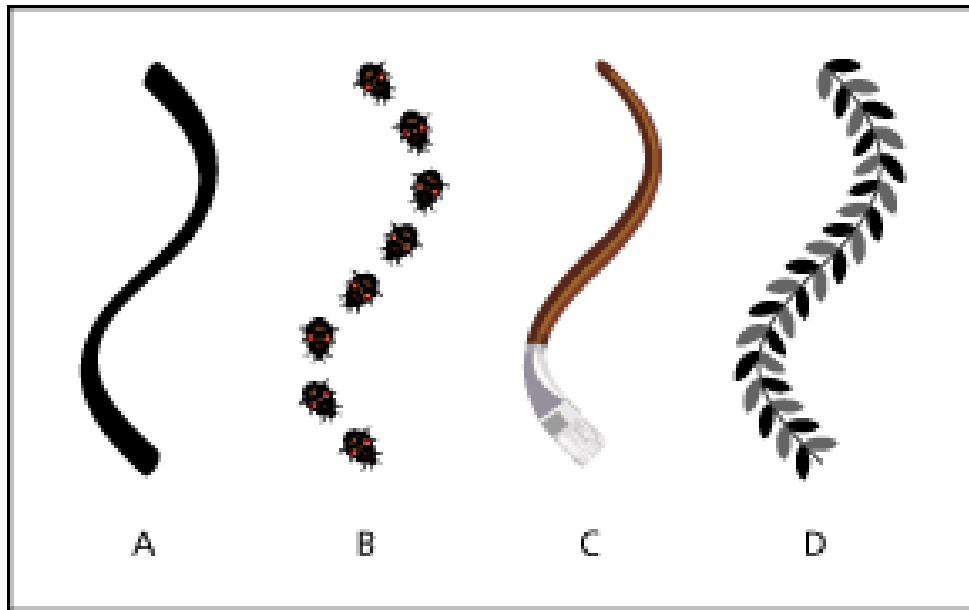

Intro to Illustrator 1.0



Brushes

- The Brushes palette in Illustrator contains four brush types--Calligraphic, Scatter, Art, and Pattern brushes--to use in adding art to paths. You can choose from the brush effects that have been preloaded into the Brushes palette. You can also modify these brushes, create brushes, or import a brush from the Brush Libraries to the Brushes palette.

- 
- Calligraphic brushes create strokes that resemble strokes drawn with the angled point of a calligraphic pen, drawn along the center of the path.
 - Scatter brushes disperse copies of an object (such as a ladybug or a leaf) along the path.
 - Art brushes stretch an object or artwork (such as an arrow or dog bone) evenly along the length of the path.
 - Pattern brushes paint a pattern--made of individual *tiles*--that repeats along the path. Pattern brushes can include up to five tiles, for the sides, inner corner, outer corner, beginning, and end of the pattern.



A. Calligraphic brush **B.** Scatter brush **C.** Art brush **D.** Pattern brush